

Cleantype Xtra Touch Protect



PRODUCT PROPERTIES

- Keyboard suitable for medicine and industry
- Keyboard with silicone cover is particularly easy to wash and disinfect
- Precise key guidance due to scissor key mechanism
- Key lock for deactivate during cleaning
- IP68 protection rating
- Cursor control by integrated touchpad
- Flat key profile
- Excellent switching feel
- Fold-out feet to tilt the keyboard for ergonomic work

SPECIFICATION

GENERAL:	
Number of keys:	83
Switching technology:	Scissor-key mechanism
Switching cycles:	Appr. 5 mill. (per key)
Switching travel:	2.5 (+/-0.2) mm
Switching force:	0.6 (+/-0.08) N
Material cover:	Silicone
Material housing:	Plastic
Colours:	White, black
Degree of protection:	IP68
Interface:	USB
Cable length:	180 cm

Weight:	680 g +/-10 g
Operating temperature:	0 °C to +40 °C
Storage temperature:	-40 °C to +55 °C
Dimensions:	367.1 x 136.1 x 25.5 mm
Warranty:	2 years
Declarations:	CE, FCC
	EMC (Medical) EN60601-1-2: 2015+A1: 2021
	EMC (Industry) EN61000-6-2
TOUCHPAD:	
Active area:	61 x 45 mm

ORDER INFORMATION

Art. No.	GA Art. No.	Full Product Name	Colour	Layout	
KG30217	KSI-U10120-DE-GCQ	TKG-083-GCQ-TOUCH-IP68-WHITE-USB-DE	white	German	FP

Other layouts and logos on request.

Errors and changes reserved!

GETT Gerätetechnik GmbH

Mittlerer Ring 1 | 08233 Treuen | Germany
 Tel: +49 37468 660-0
 Fax: +49 37468 660-066
 E-Mail: info@gett-group.com
 Internet: www.gett-group.com

Gett North America LLC

E-Mail: info@gett-na.com
 Internet: www.gett-na.com

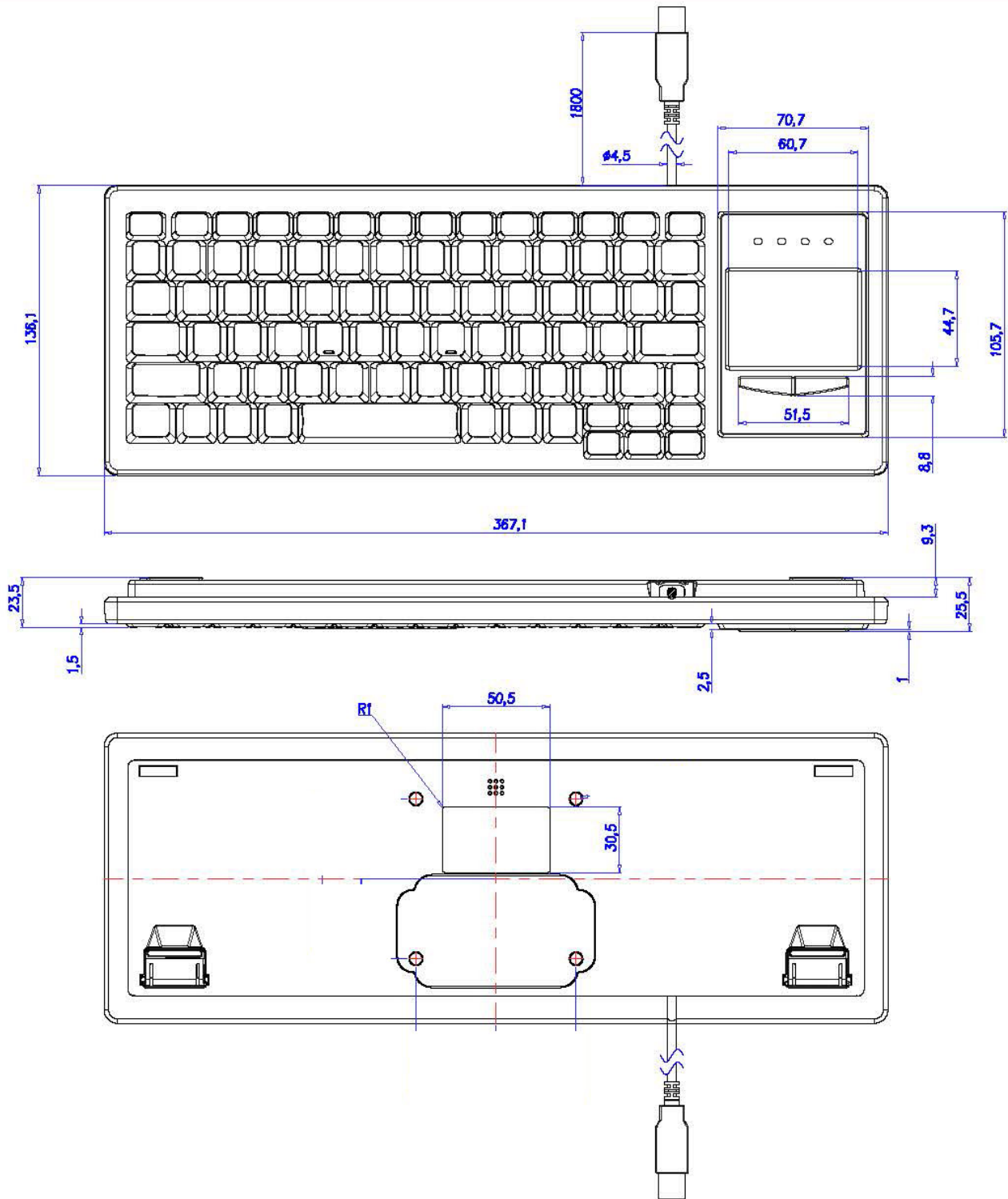
Gett Asia Ltd.

E-Mail: info@gett-asia.com
 Internet: www.gett-asia.com

gett-group.com



TECHNICAL DRAWING





SPECIAL ATTENTION TO OPERATION AND FUNCTION


1. Fn - Layer

The keyboards of the Xtra series have an Fn layer.

This is used to call up the following functions / function groups:

1. 1. KeyLock


- In order to be able to switch off the keys for cleaning the keyboard without having to disconnect the keyboard from the PC, the keyboards of the Xtra series have a key lock.
- The key lock is activated and deactivated by pressing the key combination [Fn] + [F5].
- As long as the key lock is activated, this is indicated by the first three LEDs flashing.



1. 2. Keys from the navigation key area

[Print] = [Fn] + [F8]
 [Scroll Lock] = [Fn] + [F12]

The activated Scroll Lock status is indicated by the Scroll Lock LED.



[Insert] = [Fn] + [F10]
 [Delete] = [Fn] + [F9]
 [Home] = [Fn] + [←]
 [End] = [Fn] + [→]
 [Page ↑] = [Fn] + [↑]
 [Page ↓] = [Fn] + [↓]

1. 3. Numeric pad

- The keyboards of the Xtra series have a compact keyboard layout with 83 keys.
- Similar to a notebook, this layout includes a numeric pad located in the alpha keypad, which can be accessed via the Fn layer.
- Switching between the alpha keypad and the numeric pad is done with the key combination [Fn] + [F11].
- The activated numeric pad is indicated by the Num Lock LED.

